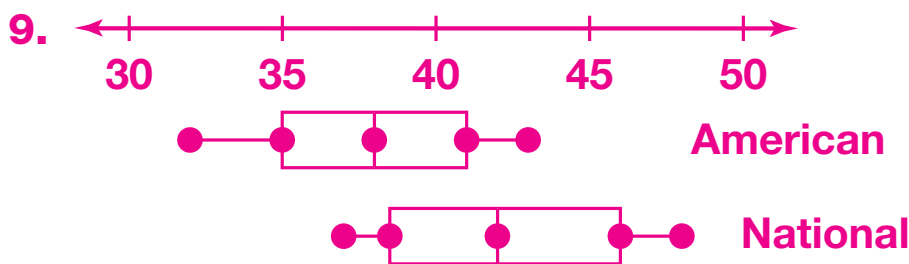
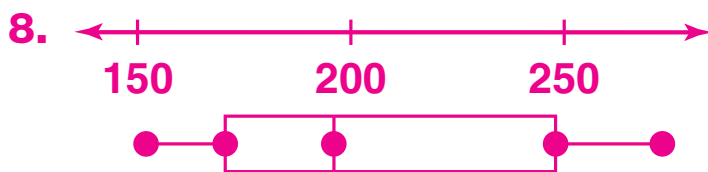
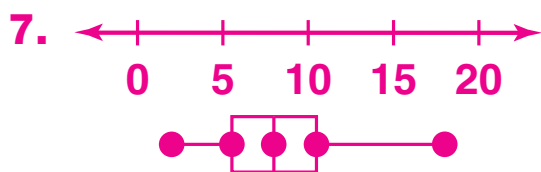


Answers for Lesson 9-6, pp. 440–441 Exercises

1. median 2. C 3. E 4. B

5. Answers may vary. Sample: The range of percents of on-time arrivals is about the same for Atlanta and Denver. Overall, Denver had a greater percent of on-time arrivals per day in 2004 than Atlanta. The median for Denver is about the same as the upper quartile for Atlanta.

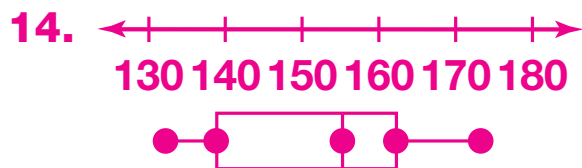
6. Answers may vary. Sample: The median income for men exceeded that of women. The range for women's incomes was greater than men's. The men's incomes were more consistent than the women's.



They had the same range.

10. 85 11. 70 12. 55

13. The data are skewed. The two middle quartiles of the data are not evenly spread out.



Answers for Lesson 9-6, pp. 440–441 Exercises (cont.)

15. Yes; it would move the upper quartile from 162 to 167.5, and the lower quartile would move from 139 to 149.5.

16. 50

17. C

18. J

19. C

20.

11	8	9							
12	0	3	3	4	5	5	6	6	7
13	0	1	2						

Key: 13 | 0 means 130