



Maintaining Educational Excellence and Operating Levy Overview

Text or call questions to 612-708-3949

Core Value: Academic Excellence

Delano Students Consistently Perform Well on All Measures of Achievement While the District Operates in a Cost Efficient Manner

Test	Delano	State Ave
Math	84% Proficient	66% Proficient
Reading	85% Proficient	72% Proficient
ACT	24.2	22.7 (highest in nation)

2010 MCA Results Bordering Schools Percent Proficient

School	Reading	Math	PPC FY09
Wayzata	90	84	\$10,253
Delano	85	84	\$ 8,204
Westonka	85	82	\$11,535
Orono	85	80	\$11,227
State	72	66	\$10,639
BHM	79	69	\$ 8,641
W-M	75	74	\$ 9,111
Rockford	75	70	\$ 8,260
HLWW	76	66	\$ 9,136



ACT Scores 2010 Bordering Schools

School	ACT	PPC FY09
Wayzata	25.7	\$10,253
Westonka	25.7	\$11,535
Orono	25.1	\$11,227
Delano	24.2	\$ 8,204
State	22.9 (highest in nation)	\$10,639
W-M	22.2	\$ 9,111
BHM	22.1	\$ 8,641
Rockford	21.9	\$ 8,260
HLWW	?	\$ 9,136



Class Size Projection for 2011-12

Grade	Ave Class Size
K	22
1	20
2	25
3	25
4	25
5	25
6	24
7-8	25 (math, language arts, science, social studies)
9-12	25 (math, language arts, science, social studies)

Updated 8-22-11

School Finance at Delano Public Schools

The current voter approved operating levy of \$426 per student will expire at the end of the 2012-13 year. The district is reliant on a voter approved levy to fund the educational programs and operations of the district.

The voters of the school district determine the level of educational programming desired, through the operating levy.

When analyzing the district's financial position, the sooner the levy is approved the better, lowering future budget reductions.

The district has been able to avoid cash flow borrowing during difficult financial times due to good financial stewardship.

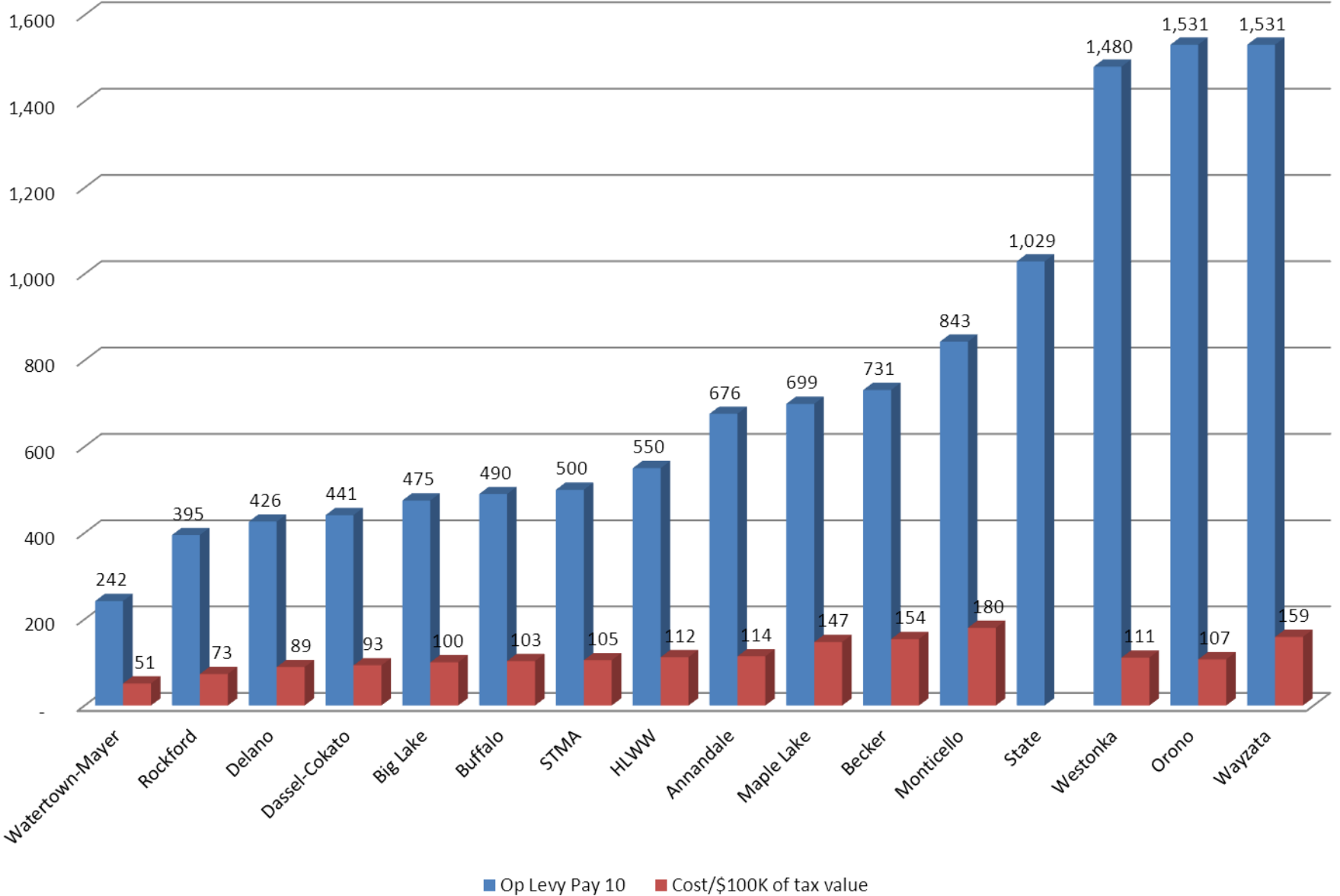
School	Enrollment	Op Levy Pay 10	Cost Per Pupil FY09
Westonka*	2,246	\$1,480	\$11,535
Orono*	2,703	\$1,531	\$11,227
State	833,414	\$1,029	\$10,639
Wayzata*	10,273	\$1,531	\$10,253
Monticello	4,006	\$843	\$10,165
Maple Lake	992	\$699	\$ 9,911
Annandale	1,709	\$676	\$ 9,218
HLWW*	1,019	\$550	\$ 9,136
W-M*	1,651	\$242	\$ 9,111
B-H-M*	5,838	\$490	\$ 8,641
Becker	2,769	\$731	\$ 8,384
Rockford*	1,533	\$395	\$ 8,260
<u>Delano</u>	<u>2,268</u>	<u>\$426</u>	<u>\$ 8,204</u>
D-C	2,349	\$441	\$ 8,039
Big Lake	3,587	\$475	\$ 7,889
STMA	4,870	\$500	\$ 7,420
*bordering	districts		

Given our low level of spending, should our students have to experience larger classes and reduced offerings that result from budget reductions?



State Ave Op Levy in FY12 = \$1,055

Operating Levy vs. Cost Per \$100K of Tax Value



History of State Aid Funding Per Pupil

Year	Amount	Change
07-08	5074	
08-09	5124	1%
09-10	5124	0
10-11	5124	0
11-12	5174	1%

Average increase since 1991-92 = 1.3%
CPI average = 3%

School Board Calls for Special Election to revoke its existing \$426 per pupil levy and replace with a new authorization of \$990 per pupil.

Op Levy Per Pupil	<u>Estimated</u> Annual Tax Increase per \$100K of Tax Value	<u>Estimated</u> Monthly Tax Increase per \$100K of Tax Value	Total Reductions to Maintain 9% Fund Balance thru 6/30/16
\$ 990	\$124*	\$10.33	(\$496,000)

Assumes: Flat state funding next two bienniums

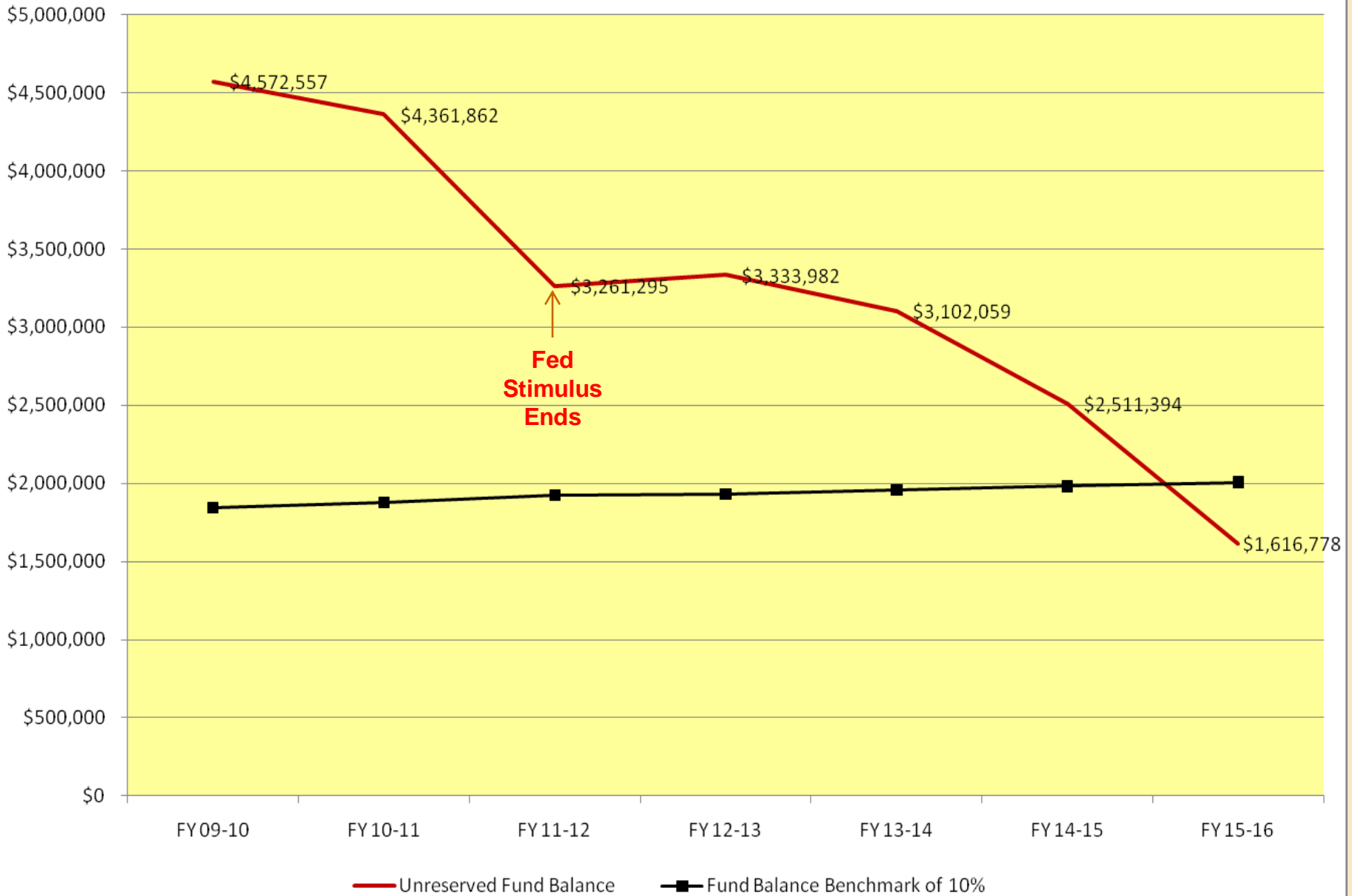
Fed stimulus funding ends. Have budgeted deficit for FY12.

No increase in enrollment

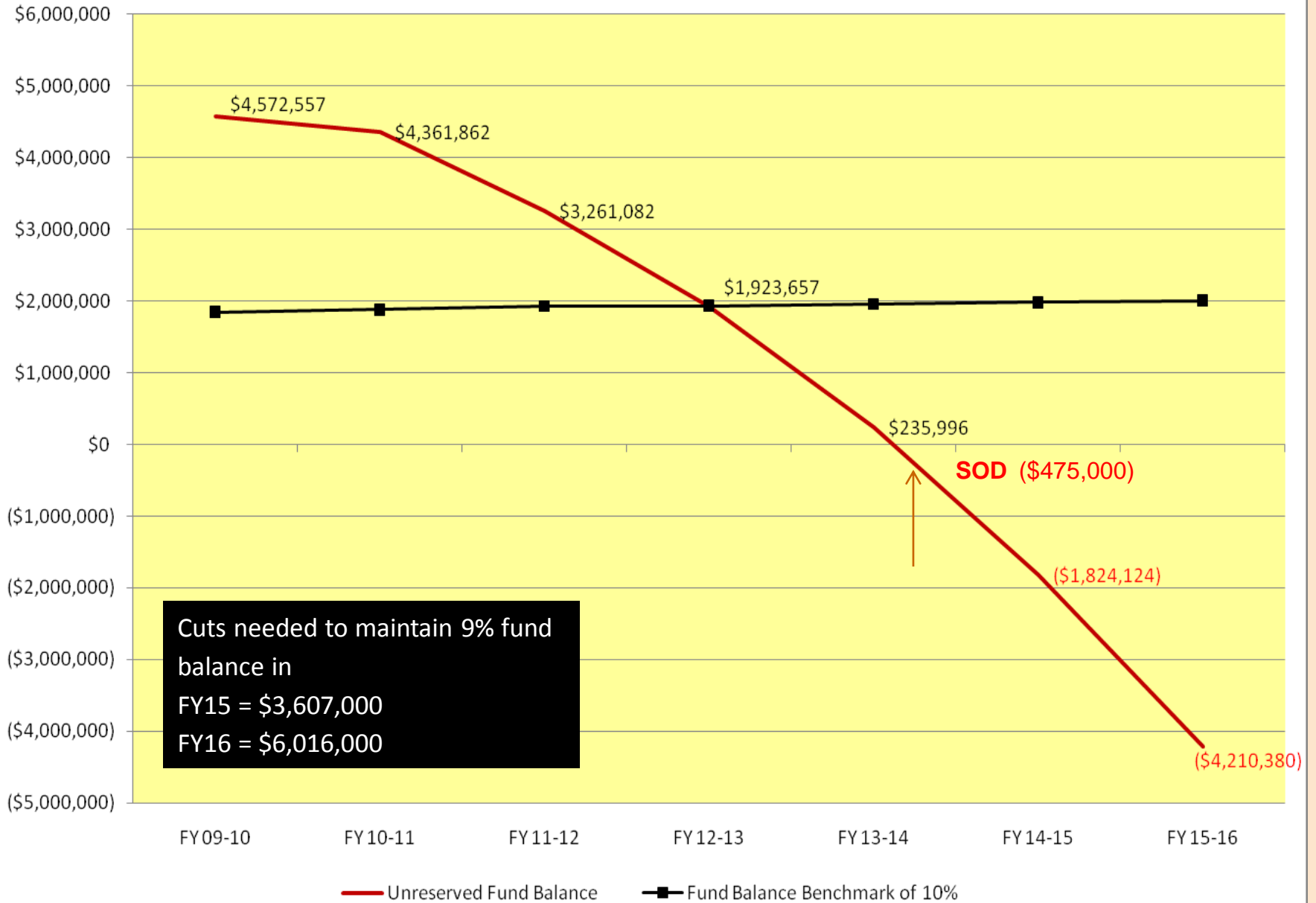
Spending increases 1.32% yearly

*** NOTE: There was a 9% reduction in school taxes payable in 2011 or about \$45/\$100,000 of home value due to early retirement of bonds. This amount is estimated because the Referendum Market Value of the district changes from year to year.**

\$990 Levy Passed in November 2011



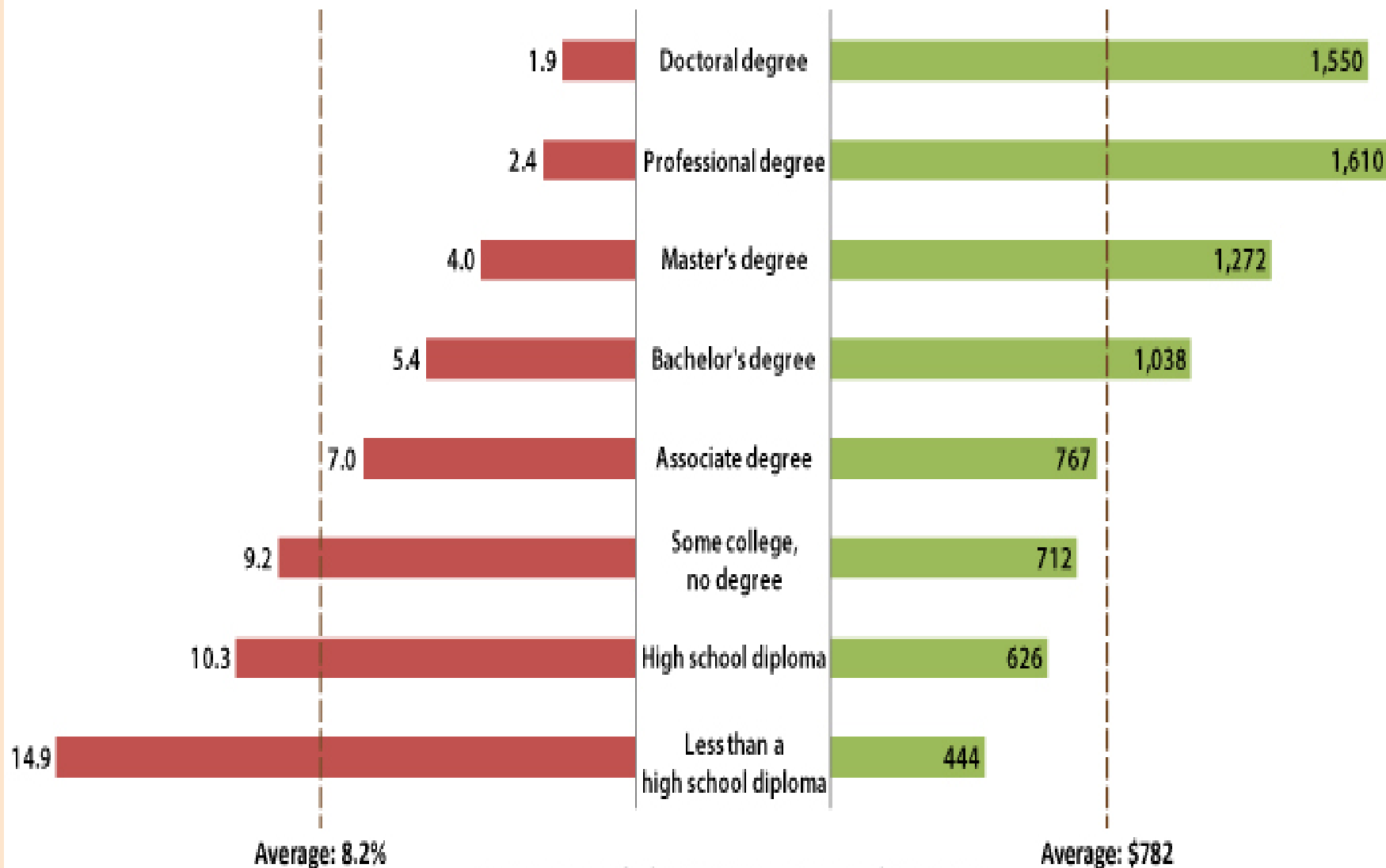
\$426 Renewed



Education pays:

Unemployment rate in 2010 (%)

Median weekly earnings in 2010 (\$)



Source: Bureau of Labor Statistics, Current Population Survey

Maintaining Educational Excellence



Remember to Vote
November 8, 2011

[Further Information](#)